









# Accessories




## MAXILLUM BRACKETS

BRT001	BRT002	BRT004	BRT005
			
Concrete Pool	Liner Pool Fiberglass Pool Stainless Steel Pool	Concrete+Liner Pool	Concrete Pool
W1001, W2001, W2002, W2003	W1001, W2001, W2002, W2003	W2001, W2002, W2003	W4005
BRT006	BRT007	BRT008	BRT009
			
Concrete Pool	Liner Pool Fiberglass Pool Stainless Steel Pool	Concrete Pool	Concrete Pool
W2005	W2005	W4002	W4004



### Code : Gland001-PG11

Waterproof cable gland for Wall mounted Lamp



1. Peel off the cable



2. Seal the cable with the shrinkable tube.



3. Add the cable gland



4. Twist the screws tightly

**Warning :** If cable connection is done underwater, additional cable gland should be used.

### Code : Gland002



### Code : A0001

1.5 inch inlet , for W2007



### Code : A0002

2.0 inch concrete pipe , for W2003C



### Code : A0003

2.0 inch concrete pipe + 1.5 inch inlet , for W2007



Code : A0004

Junction Box



ABS. IP55 protection. It has 3 threaded outlets of 3/4"(PG-16).  
Supplied with a set of electrical connectors and threaded couplers.

Code : Remote controller



Code : Transformer



European Standard



American Standard

CODE	POWER	DESCRIPTION
T3000-50W	50W	Waterproof IP64 with plug Input Vol.:110V/220V Output Vol.: AC12V
T3000-100W	100W	
T3000-150W	150W	
T3000-300W	300W	